

Monoblock (refrigeration system) is installed by replacing the top of the sectionalised panel. Alternatively a room only can be supplied for remote installation (remote system not supplied)

Description

TEFCOLD coldrooms offer the perfect integral storage solution. A quick to build modular style, the refrigeration units come pre-mounted onto a panel, meaning no expert knowledge is required to assemble. With a 13amp plug fitted, the coldrooms can be plugged straight into a standard electrical socket, although we would recommend hard-wiring to prevent the unit being accidentally unplugged. There is no need for cutting or drilling when assembling, panels are easily fitted together with a camlock system. The coldrooms can be used back of house in restaurants, delis, cafes etc and are a great way to create and optimise an efficient refrigerated storage space at a very affordable price. The many different coldroom sizes we offer mean you can find a solution for the space you have. Coldrooms are available as both chiller and freezer models. Shelving is supplied as an optional extra. Flooring is integral, meaning no extras are required.

Product Features

- Fully automatic, fan assisted cooling
- Integral refrigeration system or can be purchased as room only and remote system installed
- Plug-in - ready after assembly
- Pressure release valve
- Easy assembly modular kit
- Door hinge can be reversed to left hand hinge
- Ergonomic handle with safety opening system
- Chiller or freezer options
- 80mm panel insulation on fridge
- 120 mm panel insulation on freezer
- Anti-slip floor in SS304 stainless steel
- Shelving available as accessory (4 tier, 1680mm high)
- Shelf depth 370mm
- Max shelf weight 90kg
- Ramp available as accessory for easy access
- Not suitable for outdoor use
- Not suitable for milk trolleys

Technical Specifications

Temperature Range (°C)	+0 to +8 or -20 to 0 °C
Refrigerant	R290
Type of Defrost	Automatic
Exterior Finish	White
Interior Finish	White with Stainless Floor
External Height	2200mm
Internal Height	Cold Room 2040mm Freezer Room 1960mm
Power	13 Amp
Max Ambient	40°C at 40% RH
Climate Class	5

Cold Rooms



Lock



Reversible Door Hinge

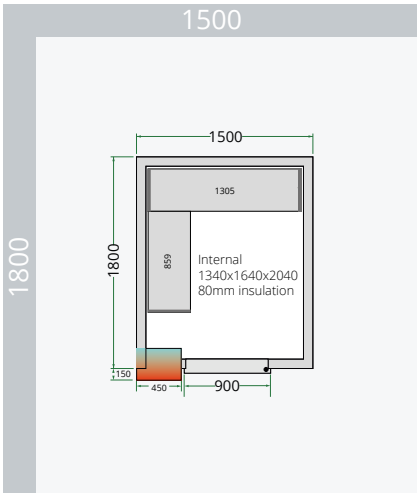


80mm Insulation (Cold Rooms) 120mm Insulation (Freezer Room)

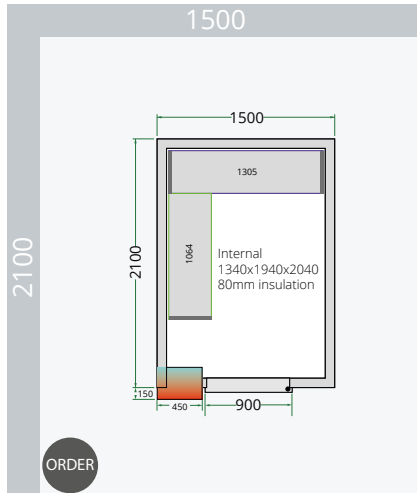


Cam-Lock System For Fast Room Construction

Cold-Rooms

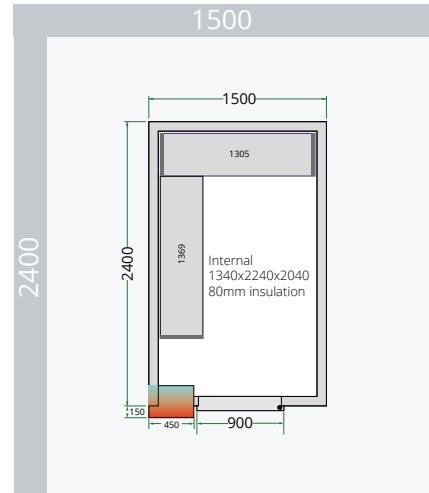


Model	CRPF1518
Weight	284 Kg
Capacity	4.48 m ³
Shelf Kit	45865

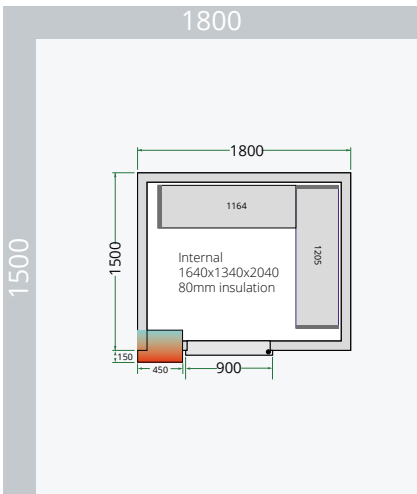


ORDER

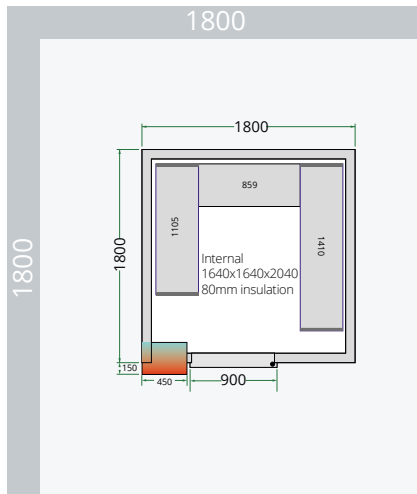
Model	CRPF1521
Weight	291 Kg
Capacity	5.3 m ³
Shelf Kit	45709



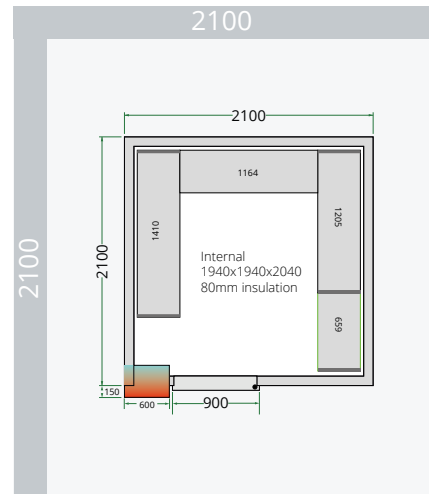
Model	CRPF1524
Weight	296 Kg
Capacity	6.12 m ³
Shelf Kit	45866



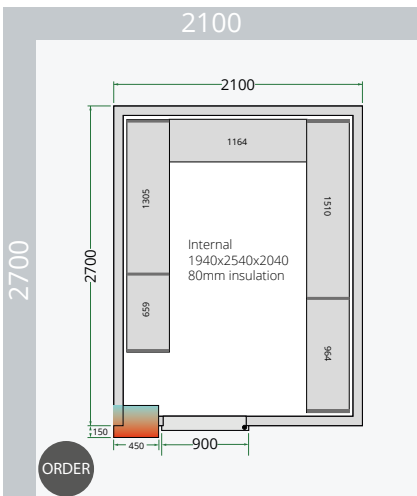
Model	CRPF1815
Weight	332 Kg
Capacity	4.48 m ³
Shelf Kit	45713



Model	CRPF1818
Weight	445 Kg
Capacity	5.49 m ³
Shelf Kit	45867

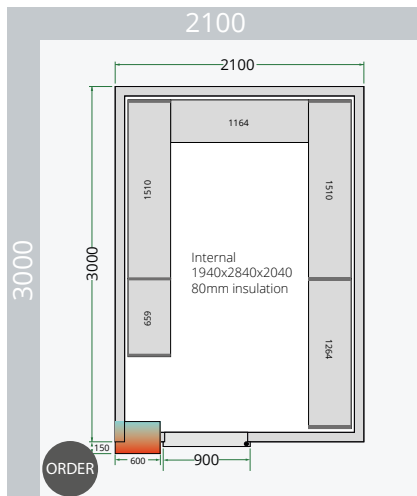


Model	CRPF2121
Weight	458 Kg
Capacity	7.68 m ³
Shelf Kit	44180



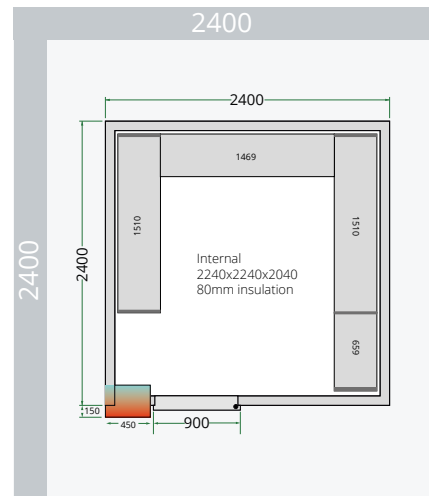
ORDER

Model	CRPF2127
Weight	551 Kg
Capacity	10.05 m ³
Shelf Kit	45720



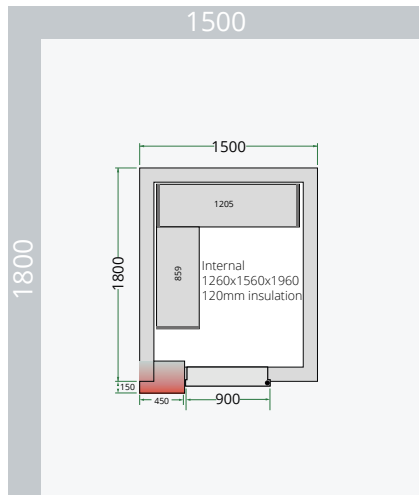
ORDER

Model	CRPF2130
Weight	531 Kg
Capacity	11.24 m ³
Shelf Kit	45724

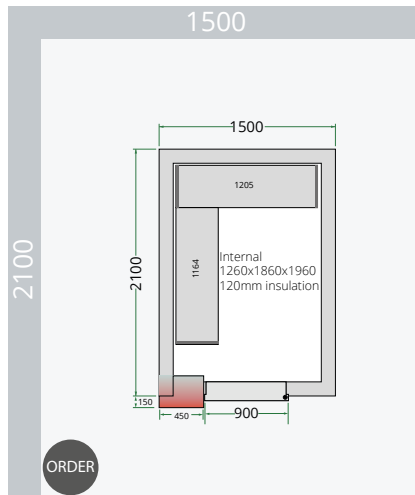


Model	CRPF2424
Weight	566 Kg
Capacity	10.24 m ³
Shelf Kit	45869

Freezer Rooms

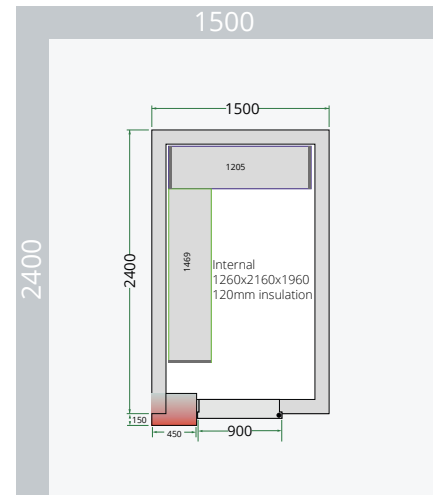


Model	CRNF1518
Weight	315 Kg
Capacity	3.85 m ³
Shelf Kit	45511

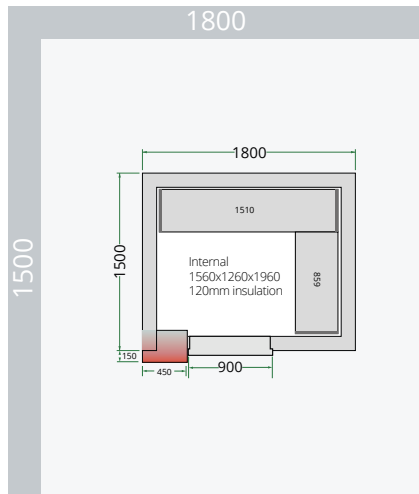


ORDER

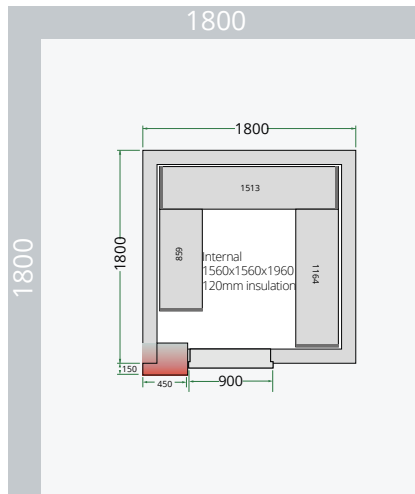
Model	CRNF1521
Weight	338 Kg
Capacity	4.59 m ³
Shelf Kit	45710



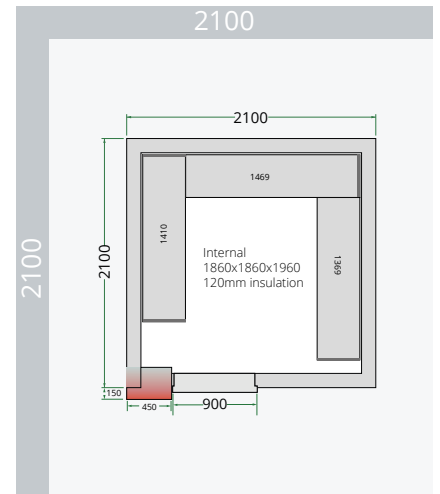
Model	CRNF1524
Weight	349 Kg
Capacity	5.33 m ³
Shelf Kit	45522



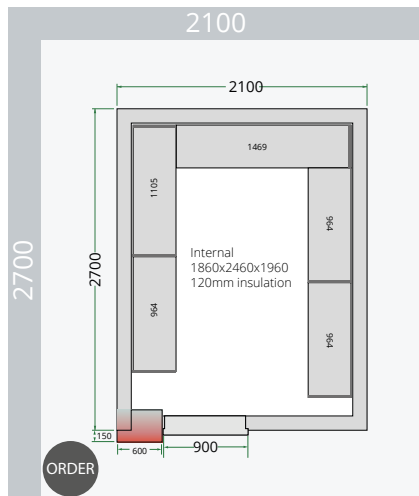
Model	CRNF1815
Weight	520 Kg
Capacity	3.85 m ³
Shelf Kit	45712



Model	CRNF1818
Weight	560 Kg
Capacity	4.77 m ³
Shelf Kit	45523

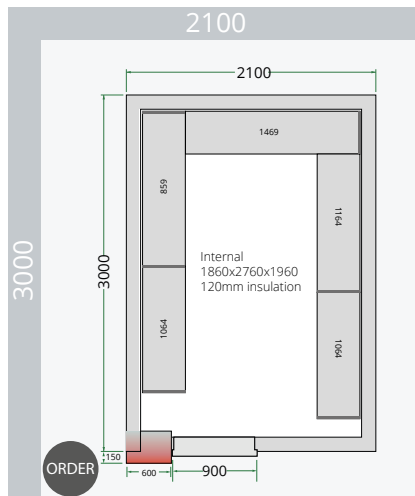


Model	CRNF2121
Weight	680 Kg
Capacity	6.78 m ³
Shelf Kit	45715



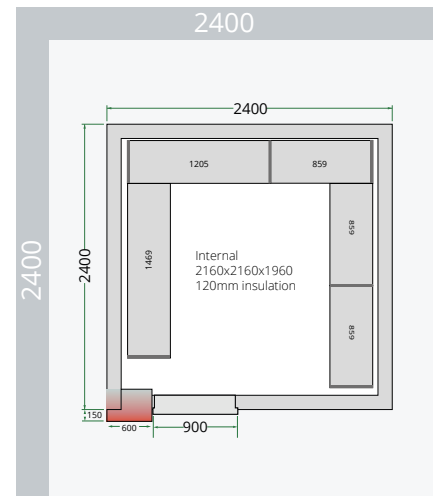
ORDER

Model	CRNF2127
Weight	720 Kg
Capacity	8.97 m ³
Shelf Kit	45719






ORDER

Model	CRNF2130
Weight	730 Kg
Capacity	10.06 m ³
Shelf Kit	45721



Model	CRNF2424
Weight	755 Kg
Capacity	9.14 m ³
Shelf Kit	45864





Cold-Room Installation

All our coldrooms are supplied as flat panels that require assembly on site. A survey should be completed prior to order to ensure there is clear access, site is suitable and the correct room size selected. This should be completed by a qualified refrigeration engineer.



Requirements for Installation

- Access for parking and unloading of 18 tonne delivery vehicle with access to site for installation.
- Ground floor installation. If the coldroom is not to be installed on a ground floor please speak to us first.
- Suitable single phase 13 amp fixed isolator to be provided by clients electrical contractor, this should be within 1 metre of the coldroom.
- Flat prepared floor. If the floor is not level the room will not fit together correctly.
- Suitable ventilation if required to remove heat generated by the refrigeration system
- Installation Monday to Friday 8am to 5pm. If you require out of hours installation contact us first.
- Rooms are not suitable for outdoor installation.
- Any subsequent visits to finish coldroom installation due to site delays or incorrect site survey not completed by TEFCOLD will incur additional costs.



We can offer site surveys and installations. Please call 01332 850090 for a quote.